



# The Energy Wand

## What Is The Energy Wand?

HTE developed The Energy Wand as an alternative way to directly stimulate the meridians along our body. Meridians are invisible pathways or channels in the body. Our vital energy, "Chi", is thought to flow along these meridians. Anything that disrupts the smooth flow of "Chi" is said to cause illness. The Energy Wand is designed to be used inconjunction with the E-Power to unblock the "Chi" blockage in these pathways through the Negative Potential Energy provided by the E-Power.

## Why the E-Power + The Energy Wand?

The Energy Wand by itself doesn't perform any function. If we use it while we are on the E-Power, The Energy Wand will act as a conductor of the Negative Potential Energy. By evenly gliding The Energy Wand through the meridians along the arms and legs, it will unblock the energy blockage in these pathways and stimulate blood flow.

## Why Do We Need to Maintain a Good Energy Flow?

Organs carry out important functions which regulate everything from the simplest to the most complicated body functions. A good and balanced energy in the organs will promote a continuous and healthy performance of the organ.

## Safe and Easy to Use!

1. Remove any metal accessories, for example, jewelry, cell phones, iPod, etc.
  2. Turn on the E-Power on the Low Mode (mode can be increased as you get experience) while the E-Power belt is around your body.
  3. Simply let the cable of the Energy Wand lay on the floor without touching any part of the E-Power or its cable.
  4. Gently glide the Energy Wand on the surface skin without adding any pressure.
- While gliding the Wand, make sure all 7 pins of the Wand make full contact with the skin. An electrical shock may occur if all 7 pins do not make contact due to a significant amount of negative potential passing through those few pins that make contact.
  - Although this product is safe to use and no adverse effects have been reported, we strongly suggest that you consult with your healthcare provider before using the E-Power and The Energy Wand.
  - The Energy Wand should be used in combination with the E-Power! The negativeions provided by the E-Power will be activated by the Energy Wand.
  - The Cable of the Energy Wand is designed to make contact with the ground and not on any metal surface.
  - DO NOT connect The Energy Wand to any other power source.
  - Try to avoid using the Wand on sensitive skin areas.
  - Do not use the Wand on your face.

## Precautions

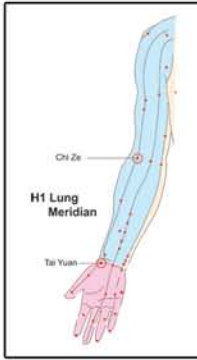
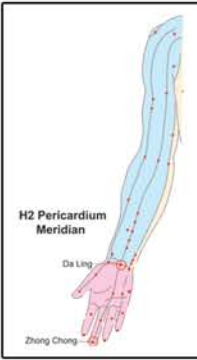
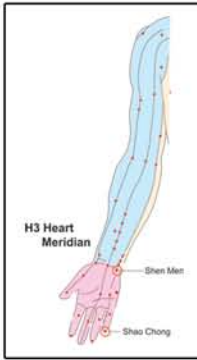
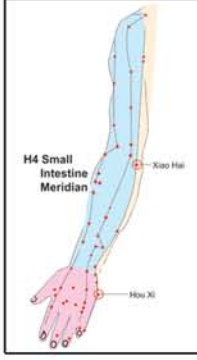
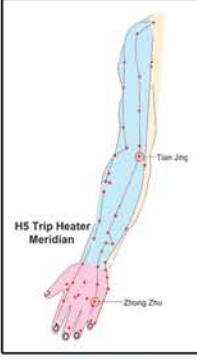
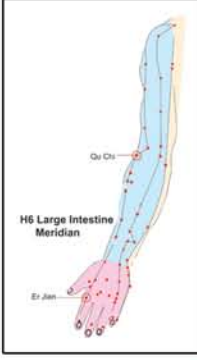


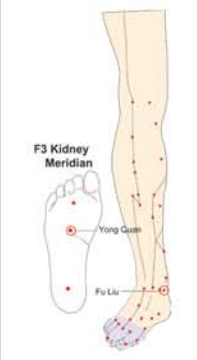
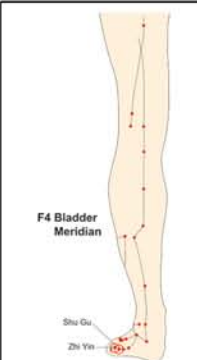
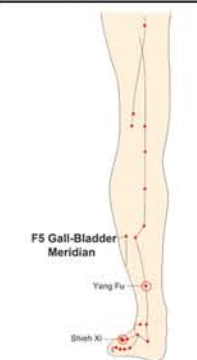

DO NOT use this product under the following conditions:

- If your healthcare provider believes this product is not suitable for you.
- If you suffer from a disease that has not been clearly diagnosed.
- If you are under medical treatment and have not fully recovered.
- If you have recently underwent a surgery.
- If you have an open wound that has not healed or an unusual skin condition.
- Infants or very young children, people incapable of moving or that are unconscious. Pregnant women and women in their menstrual period.
- If you have any electric or battery operated device installed to your body (ex. peacemaker).
- If this product causes any discomfort or fever.



**Illustrations of using the Energy Wand to massage the Meridians.**

In combination with The Energy Wand to the E-power and glide it along the meridian path, then softly tap each acupuncture point (e.g. for 21 times with 2 sec apart)

|  |   |  |
|--|---|--|
|  <p><b>H1(Lung Meridian):</b><br/>-Chi Ze and Tai Yuan<br/>two energy points.<br/>(e.g. from up to down<br/>7 times)</p> |  <p><b>H2(Pericardium Meridian):</b><br/>-Da Ling and Zhong Chong two energy points.(e.g. from up to down 7 times)</p>     |  <p><b>H3(Heart Meridian):</b><br/>-Shen Men and Shao Chong two energy points. (e.g. from up to down 7 times)</p>       |
|  <p><b>H4(Small Intestine Meridian):</b><br/>-Hou Xi and Xiao Hai two energy points.(e.g. from down to up 7 times)</p>  |  <p><b>H5(Triple Heater Meridian):</b><br/>-Zhong Zhu and Tian Jing two energy points. (e.g. from down to up 7 times)</p> |  <p><b>H6(Large Intestine Meridian):</b><br/>-Qu Chi and Er Jian two energy points. (e.g. from up to down 7 times)</p> |
|  <p><b>F1(Spleen Meridian):</b><br/>-Shang Qiu and Da Du two energy points. (e.g. from up to down 7 times)</p>         |  <p><b>F2(Liver Meridian):</b><br/>-Qu Quan and Xing Jian two energy points. (e.g. from up to down 7 times)</p>          |  <p><b>F3(Kidney Meridian):</b><br/>-Fu Liu and Fong Quan two energy points. (e.g. from up to down 7 times)</p>       |
|  <p><b>F4(Bladder Meridian):</b><br/>-Zhi Yin and Shu Gu two energy points. (e.g. from down to up 7 times)</p>         |  <p><b>F5(Gall-Bladder Meridian):</b><br/>-Shieh Xi and Yang Fu two energy points. (e.g. from down to up 7 times)</p>    |  <p><b>F6(Stomach Meridian):</b><br/>-Li Dui and Jie Xi two energy points. (e.g. from down to up 7 times)</p>         |

The above illustrations and recommendations are not intended to be used for performing medical diagnosis, treatments, or prevention of any disease.

# The Energy Wand



**Q: Where should I plug in the Energy Wand?**

A: The Energy Wand does not need to be plugged in and is actually very easy to use. Just let the cable of the Energy Wand lie on the floor and gently glide the Energy Wand over areas of discomfort. The Energy Wand needs to be used together with the E-Power.

**Q: How do I clean the Energy Wand?**

A: It's easy! To clean the Energy Wand, use an alcohol pad or a cloth/paper towel damped in soapy water, and gently rub the 7 pins.

**Q: If someone has a very high bed, can the Energy Wand be used if the end of the wire does not touch the floor?**

A: Yes, if the end of the wire on the Energy Wand cannot make contact with a floor or a surface, it will still be activated and conduct negative potential energy from the E-Power. However, it will not be as effective as being fully grounded and making contact with a floor or surface. For this situation, it is recommended to turn the EPA to a higher level.

**Q: Why does the orange indicator light not turn on all the time when I use the Energy Wand on my self?**

A: Please note, the activation light may not illuminate if the E-Power user operates the Energy Wand on oneself. This is because the user is surrounded by a significant amount of negative potential with much less positive field action to ground the Energy Wand. However the Energy Wand will still conduct negative potential electricity along any desired areas where placed. The Energy Wand will be more effective if operated by someone other than the E-Power user because of their positive field area.

**Q: Is the Energy Wand supposed to cause the hairs on my arm to burn?**

A: Please be aware that it may be possible for the Energy Wand to cause small fine hairs along the arms and legs to burn away and omit a burning smell. This is normal and considered to be a natural occurrence from the strength of the negative potential electricity. It should also be noted that the Energy Wand should not stay still on the same spot for more than 3 seconds.

**Q: Should pressure be applied when making contact with the Energy Wand on the skin?**

A: No, pressure should NOT be added when operating the Energy Wand on oneself or another person. The Energy Wand should be gently glided of the skin with no added pressure while making sure all 7 pins are in contact.

**Q: Is there a brochure with information on the Energy Wand available to download on the website?**

A: Yes, the Energy Wand brochure file can be saved to your computer from our company website at [www.hteamerica.com](http://www.hteamerica.com) → USA and accessing it under the "FEATURED NEWS" section.

**Q: Do I have to follow the meridian pathways when using the Energy Wand?**

A: No, the meridian pathways should only be followed when treating oneself or someone else based on the results from an EMD test to help balance those particular areas. The Energy Wand can simply be used by gliding it on a direct area where there is discomfort.

**Q: I missed the Energy Wand conference call on 5/26/2011, is there a way that I can listen to it?**

A: Yes, a copy of the entire call (along with other conference calls) is posted on the HTE website at [www.hteamerica.com](http://www.hteamerica.com) → USA → NEWS → Conference Calls. A PowerPoint file on the Energy Wand is also available to download on the same page.